
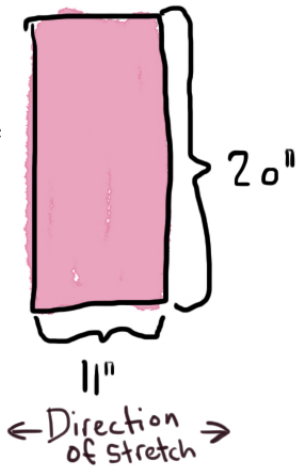


# Pussy Hat Pattern

For Fleece  
Made By Celia Spink




Step 1  
Cut fleece



Step 2  
Fold in half

Step 3

Sew up the sides using a stretch stitch or slight zig zag



Step 4

fold the bottom up 1.5 inches and sew



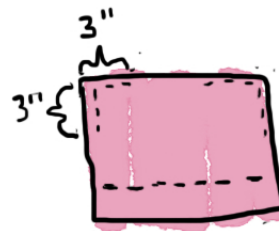
Step 5

Turn the hat inside out



Step 6

Sew 3 inches out from each corner to define the 'ear'



# Done!